

spaces

Photography • Industry News • People • Projects

Issue 12

Creating High Performing
Hybrid Collaboration
Spaces
Pg. 5

Dark + Dated To
Bright + Inviting Pg. 8
Common AV Mistakes +
How To Avoid Them Pg. 10

EKC Construction:
Building On
Relationships
Pg. 12



Message From The President

True confessions

I'll let you in on a little secret. I'm a recovering technology nerd. There I said it. Before joining (and now leading) the OEC furniture team, I owned several technology-centric companies. I love all things tech. Moving to furniture was kind of a big change for me. And ever since day one I have been patiently waiting for us to add a technology division.

Dream team assembled.

The wait is finally over. During the past year I've been assembling my dream team of talent to lead our Audio-Visual technology division at OEC.

Space + Technology.

How can you make your work and collaboration spaces more appealing and useful to your employees? What are employees looking for at the office to make them want to leave the comforts of working from home? In this, and upcoming issues, we will explore Space + Technology together to see if we can help employers figure out what they need to do to earn the commute.

Sincerely,

Scott Galloway
President

INDEX

- 1 Message From The President
- 2 Featured Photos
- 5 Creating High-Performing Hybrid Collaboration Spaces
- 8 Dark + Dated To Bright + Inviting
- 10 Common Audio-Visual Mistakes + How To Avoid Them
- 12 EKC Construction: Building On Relationships



Hewlett Packard
Boise, ID
Work Cafe



Hewlett Packard
Boise, ID
Work Cafe



Hewlett Packard
Boise, ID
Work Cafe





Idaho State Supreme Court
Boise, ID
Workstations

Creating High Performing Hybrid Collaboration Spaces

4 design concepts to consider when it comes to creating amazing modern collaboration spaces.

With the proliferation of hybrid and work-from-home strategies, it's likely a high percentage of meetings today involve one or more remote participants. Conference, huddle, and focus rooms should be designed to accommodate both remote and in-person collaboration.





1. Simplicity

One Cord Or One Touch

Your user should be able to start a meeting either by plugging in one cord to their own device or by touching one button.

Reservable

Collaboration rooms should be easy to schedule from a phone, computer, or right at the room scheduling console device.

Supplies Are Easy To Find

Supplies such as dry erase markers, hdmi dongles, and room sanitization materials should always be accessible in the room.

2. Aesthetics

Branding + Design

- Does the furniture match?
- Does the design look intentional?
- Does the room reinforce company branding and values?
- Beyond furniture, consider the walls, flooring, and lighting as opportunities to give your space personality and interest.

Clean + Neat

All equipment/supplies not currently in use should be hidden away nicely. Avoid using furniture that scratches easily or shows fingerprints.

3. Cameras + Acoustics

Room + Camera

Position your furniture so each participant's face can be clearly seen on camera. Choose cameras that show individuals and groups.

Acoustics

Wall treatments will reduce echo in the room and prevent voices from carrying into unwanted spaces. Sound masking can control sound outside of rooms.

Microphones + Speakers

Make sure your microphones and speakers are distributed evenly throughout the room.

4. Functionality

Collaboration rooms should be functional, meaning they should perform just as good as they look. Here are some general and furniture-specific functionalities:

- How many people in the room?
- Length of meeting for this room?
- Do you want a formal or casual setting?
- Does this room need storage?
- How will the technology integrate into the furniture?
- Will you need specific cut outs in the furniture or walls for power or data?
- Is the furniture easy to clean?

Dark + Dated >>>> Bright + Inviting

Signs2U is a locally owned and family-run small business that has been operating since 2007. They handle everything to do with branding for businesses, including vehicle wraps, large electrical signs, outdoor signs, and more. About five years ago, Signs2U expanded into 3M Di-NOC architectural film, a thick vinyl product that can conform around objects. While Di-NOC has many LEED-certified indoor and outdoor applications, it is especially good at refreshing interior spaces like elevators, walls, cabinetry, and more.

Refreshing the Morrison Center

Signs2U recently completed two Di-NOC projects




Morrison Center: Before

worth highlighting. First is the Morrison Center project. After many years of hosting events, the Morrison Center staff decided some parts of the building needed a refresh. They contacted local contractors to find out how much it would cost to replace some of the concession counters. After receiving some quotes, someone had the brilliant idea of wrapping the existing furniture.

"The Morrison center reached out to us for help, and we suggested using Di-NOC," says Signs2U President and Co-Owner Karen Warner. "With over one-thousand product options, the hardest part was settling on the right style."



Morrison Center: After



OEC Elevator: Before

The Morrison Center chose a quartz-style countertop and dark gray wood grain wrap for the full alcove. Wrapping all three floors took only three days. In the end, the Morrison Center received a beautiful refresh at a fraction of the replacement cost.

Hosting A Local Showcase

The second project was unique. Due to its transformational abilities, Di-NOC is an excellent addition to the commercial interiors world and, by extension, OEC's product lineup. To showcase this product's capabilities, OEC partnered with Signs2U to show local architects, designers, and facilities managers what the vinyl film can do by refreshing OEC's showroom elevator. In one day, Signs2U took a dark, dated space and made it bright and inviting.



OEC Elevator: After

What Makes Di-NOC Unique

However, not everyone can do this installation. "Di-NOC is a unique product. People like to think it is like buying a roll of contact paper, but they are very different."

"Di-NOC is very durable, can be patched and repaired quickly, and the manufacturer recommends installation by a 3M endorsed installer," says Karen.

Signs2U is an endorsed local installer, making them an essential part of the showcase.

Whether you are an interior designer interested in an outdoor covered installation, or a facilities manager wrapping cabinetry, Di-NOC is an excellent product. Even better, OEC can help you find the perfect finish before partnering with Signs2U on the installation. Are you ready to get wrapping?



Karen Warner at OEC Demonstration

Common Audio-Visual Mistakes + How To Avoid Them

With OEC's Josh Messner + Adam Young



Left: Josh Messner | Right: Adam Young

When adding audio-visual technology into your space, it is essential to get it right the first time. OEC's Vice President of Technology, Josh Messner, and Senior Designer, Adam Young, join us to share some common AV mistakes and how to avoid them.

1. Doing It Yourself

OEC: Josh and Adam, as experts in audio-visual technology integration, what are some of the most common mistakes businesses make?

Josh: The first problem that comes to mind is when a business tries to go it alone. I've had companies go straight to Amazon and order a plug-and-play device they think will have the functionality they want. For example, they might bring in a product, and once they use it, it isn't what they thought it would be. It looks terrible, sounds terrible, and doesn't work. Many plug-and-play devices will give a different experience than a professional organization wants their clients to have. It doesn't matter what size company you have; you are constantly marketing yourself. If you have a piece of equipment that makes you look bad, that is bad for business.

Adam: In the end, the amount you pay to work with an integrator is not much different because your IT department has to support and manage all of that

technology. You may pay a little more for an integrator to come in and set up a few rooms, but if something happens, they can fix it, and the product is under warranty. The IT staff also doesn't have to manage the AV anymore. By working with an integrator, you get vetted products, clean installations, and a partner should problems arise.

2. Waiting Too Long On AV

OEC: What is another mistake you have seen lately?

Josh: Another mistake is waiting until late in the construction phase to engage with an integrator. Usually, AV ends up being one of the last things companies consider integrating. Companies should consider AV with furniture since the two need to work together. By forgetting AV, you miss out on building the technology into the scope of the space. So you get a scenario where you have this cool room and furniture plans, and everything looks great. Then you bring in the furniture and wonder, how do we fit AV into it? Did the AV specify a touch panel? If the table has a glass top, how does that work?

That becomes an RFI, which delays the project. So, now we're requesting information from the general contractor saying, "Hey, we didn't think about this early enough. What are we going to do?" And that could be a two-week delay to get a wire through the

table. Then the furniture company might come back and say, "We need a change order to swap the table or to drill a hole through the table," which could void the warranty. If the AV integrator is at the table sooner, they can discuss wire access, pathways, and furniture. By waiting, things get more expensive and time-consuming.

3. Room Acoustics

OEC: Josh, can you give us one more mistake to wrap things up?

Josh: Absolutely. The last mistake I'd highlight is around room acoustics. We currently have a client with many great conference rooms but terrible acoustics. The meetings sound terrible because there is a lot of reverberation in the room. That means we have to come in and take the room offline to design a solution, wait for the product, and then take the room offline again to install it. In this scenario, the employees may have had so many bad experiences that they have lost faith in the technology and don't want to use the room. **Organizationally, you have to build trust in the systems that people are already afraid of. If it doesn't work, that trust falls away even more.**

Adam: If we can get into the conversation early, we ask questions upfront. Is the room going to be three-quarters glass? Is there going to be a hard, reflective floor? Diving into those questions helps us decide on different solutions like sound masking, speakers, and wall treatments. Doing our due diligence upfront can really help the client later.



EKC Construction: Building On Relationships

The year was 1993, and Brian Ellsworth was between construction jobs. He was hanging some sheetrock when Larry Kincaid walked in the door. "You're not very good at that," Larry said. "You know, maybe we ought to start a construction company." Although Brian's sheetrock skills may have been lacking, his construction management skills were stellar, and when paired with Larry's field experience, a great partnership began, and EKC Construction was born.

Type of Construction

EKC Construction does a variety of work, from minor tenant improvements to sizeable pre-engineered metal buildings. They work with several public agencies, Boise city and county, the State of Idaho, federal agencies, school districts, and private companies. While most of their work is in the commercial realm, they do the occasional residential project for a repeat customer. One of the first projects they did was Bear Creek Lodge at the base of Brundage.

Working with Clients

However, if Brian had his way, he would love to do more design-build projects, especially with EKC's partnership with Butler (one of the first pre-engineered building companies around). "Using the back of a napkin, I can help the client figure out what a building will cost from schematic design to construction drawings. Sometimes these projects take a couple of years to go from the back of the napkin to an erected building. That's the type of project I really like."

EKC Projects

EKC is working on a couple of such projects right now. The first is a remodel of Joe's Crab Shack,

nestled beside the Boise River. Over the years, the building has gone into disarray and EKC has been tasked with restoring and reimagining it. They are paying a lot of attention to the existing architecture while transforming it into an upscale Ling & Louie's that should open in May. They are also constructing a new brewery in downtown Eagle that will be a great addition to the city.



EKC Principle Brian Ellsworth at
Ling & Louie's Construction Site

Projects around Idaho

Some of EKC's larger projects extend beyond the Treasure Valley. They are working in McCall with Idaho Power and doing a design-build with a plumbing supply company in Twin Falls. A unique



project is a Jewish center in Boise called a Chabad, where they will funnel rainwater collected from the roof into a pool used for rituals. Medical facilities also make up a large part of EKC's client base, and they have been happy to frequently partner with St. Alphonsus, Sagala, and Full Circle.



EKC Ground Breaking Ceremony for the Chabad Jewish Center

Growth Over The Years

Since 1993, EKC has grown from a two-man show to 24 people. Larry and Brian worked together for seventeen years until Larry stepped away and Brian took the helm. Today, Brian owns 51% of the company. The remaining 49% is owned by two key employees. This allows him to stay at the helm while teaching everyone about the lessons he has learned over the last twenty-seven years. Because EKC is purely a general contractor and management company, they partner with First Call, a construction worker, and carpentry company, to self-perform some of the work.

What Makes EKC Unique

To grow your business in a competitive market, you have to set yourself apart from the competition.

EKC's unique offering is how much they concentrate on personal relationships with their clients and use the best technology available to manage projects. "We are state of the art regarding what is available to run projects. While there are bigger companies, we strive to be more personal. Here you will work with one of the principles. We don't strive to be the biggest company, but we do strive to be the best."



EKC Urgent Care Project with St. Alphonsus

Being The Best

EKC also has a unique definition of what it looks like to be the best. Something extremely important to Brian is supporting the community, specifically how it grows. "I served on planning and zoning as a volunteer for nine years and then on various nonprofit boards. When growth happens fast, it is hard to control. Boise has a lot of recreational opportunities that don't exist in other places. As we grow, we need to protect the things that make Boise special. I believe we can help with that as a company."

Whether reimagining an old restaurant or constructing a massive medical facility, EKC looks forward to building spaces of importance one project at a time.



Amobi Team by AMQ

Today's teams have a more collaborative and agile style of working, yet offices remain linear and static. Amobi Desks are fully integrated, mobile workstations that easily transport and fold up to store when not in use. Amobi Team is a family of mobile carts and walls that provide collaboration hubs, team storage and space division. Best of all, Amobi has a 10 day lead time.



Meeting Room Solutions
by poly

- Radical simplicity for all your meetings
- Get rooms up and running fast
- Richer connection with remote participants for better collaboration
- Super-flexible: Use on all the popular video platforms

Saltzer Health
Meridian, ID
Patient Rooms

Furniture + Technology
Made Simple



www.oecworks.com